






CASTLE HILL

4  3  3 


Admire the tranquillity of this perfectly situated substantial Binet Home in a desirable, premium location on a huge 1226sqm block. From the moment you enter the property and are greeted by the beautiful sandstone stairs that lead up to the house you can visualise the huge potential you can capitalise with from this amazing block. With four huge bedrooms-three upstairs with built-in wardrobes and master bedroom downstairs boasts an enviable huge walk-in wardrobe with dressing room and ensuite plus parents retreat or study/home office. Living areas with high ceiling have been designed for entertaining include huge living area with fireplace and bar, meals area adjacent to the kitchen with breakfast bar, separate rumpus/lounge and separate dining room. Continue outside to the great entertaining space of the covered patio that leads out to the gazebo and sparkling in-ground pool. Triple automatic lock-up garage with internal access, ducted vacuum,

Land Size : 1226 sqm

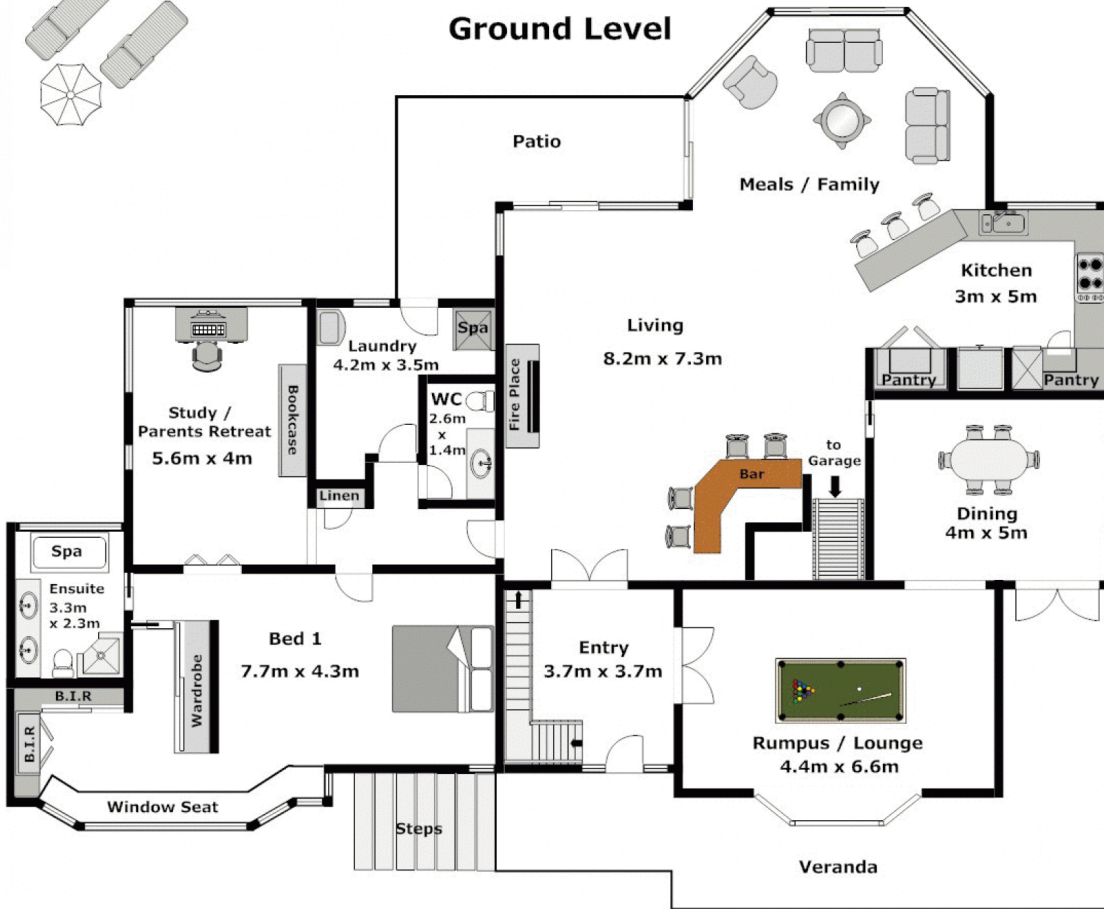
View : <https://www.gilmour.com.au/sale/nsw/hills/castle-hill/residential/house/5620020>



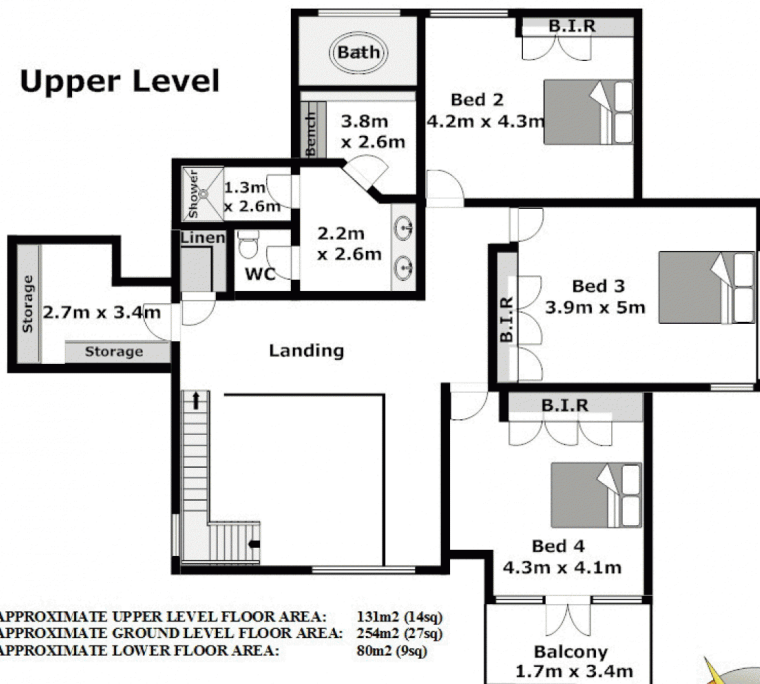
Gilmour Property Agents
02 9899 3311



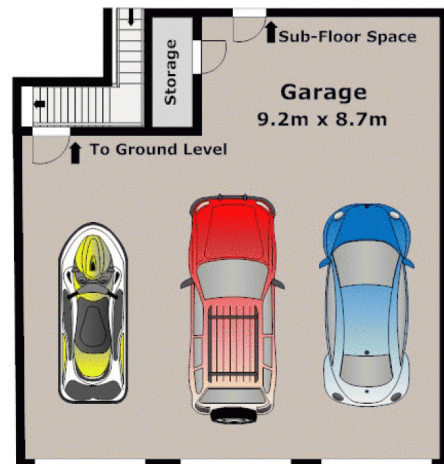
Ground Level



Upper Level



Lower Level



APPROXIMATE UPPER LEVEL FLOOR AREA: 131m² (14sq)
 APPROXIMATE GROUND LEVEL FLOOR AREA: 254m² (27sq)
 APPROXIMATE LOWER FLOOR AREA: 80m² (9sq)

APPROXIMATE INTERNAL FLOOR AREA: 465m² (50sq)

DISCLAIMER:

Whilst every attempt has been made to ensure the accuracy of the floor plan contained here, no responsibility is taken for any error, omission, or misstatement. This floor plan is intended as a guide only, for representation purposes only, and should be used as such by any prospective purchaser. No guarantee or warranties can be given, and any person using this information should rely on their own enquires.

